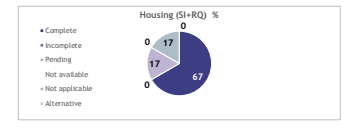
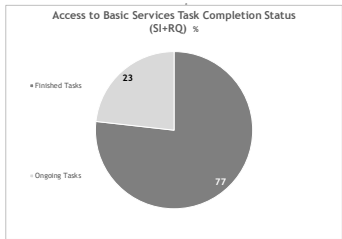
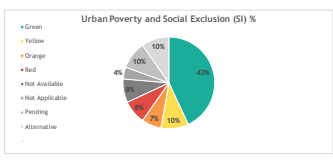


Urban Poverty and Social Exclusion

State	Urban %	Rural %	Total %
System	18	10	14
Manager	18	10	14
Not Available	0	0	0
Pending	0	0	0
Alternative	0	0	0

Urban Poverty and Social Exclusion

State	Urban %	Rural %	Total %
System	18	10	14
Manager	18	10	14
Not Available	0	0	0
Pending	0	0	0
Alternative	0	0	0

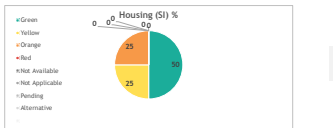


Housing

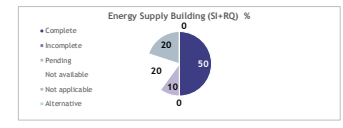
State	Urban %	Rural %	Total %
System	17	17	17
Manager	17	17	17
Not Available	0	0	0
Pending	0	0	0
Alternative	0	0	0

Housing

State	Urban %	Rural %	Total %
System	17	17	17
Manager	17	17	17
Not Available	0	0	0
Pending	0	0	0
Alternative	0	0	0



33.1 Quantity of Housing Storage
33.2 Ratio of low cost housing within the housing stock

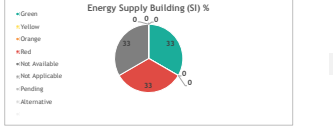


Energy Supply Building

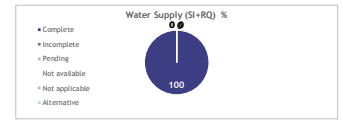
State	Urban %	Rural %	Total %
System	20	20	20
Manager	20	20	20
Not Available	0	0	0
Pending	0	0	0
Alternative	0	0	0

Energy Supply Building

State	Urban %	Rural %	Total %
System	20	20	20
Manager	20	20	20
Not Available	0	0	0
Pending	0	0	0
Alternative	0	0	0



33.3 Proportion of household access to energy for domestic purposes (electricity, heating, cooling)

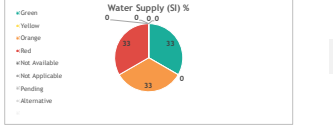


Water Supply

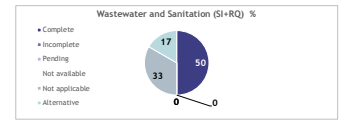
State	Urban %	Rural %	Total %
System	100	100	100
Manager	100	100	100
Not Available	0	0	0
Pending	0	0	0
Alternative	0	0	0

Water Supply

State	Urban %	Rural %	Total %
System	100	100	100
Manager	100	100	100
Not Available	0	0	0
Pending	0	0	0
Alternative	0	0	0



33.4 Proportion of household access to water, sanitation and hygiene
33.5 Are there obligations/incentives in the building codes for secondary water-saving measures?

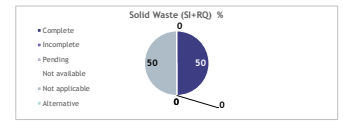
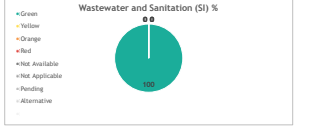


Wastewater and Sanitation

State	Urban %	Rural %	Total %
System	17	17	17
Manager	17	17	17
Not Available	0	0	0
Pending	0	0	0
Alternative	0	0	0

Wastewater and Sanitation

State	Urban %	Rural %	Total %
System	17	17	17
Manager	17	17	17
Not Available	0	0	0
Pending	0	0	0
Alternative	0	0	0

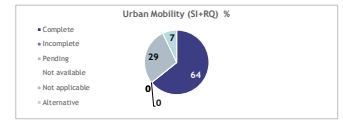


Solid Waste

State	Urban %	Rural %	Total %
System	50	50	50
Manager	50	50	50
Not Available	0	0	0
Pending	0	0	0
Alternative	0	0	0

Solid Waste

State	Urban %	Rural %	Total %
System	50	50	50
Manager	50	50	50
Not Available	0	0	0
Pending	0	0	0
Alternative	0	0	0

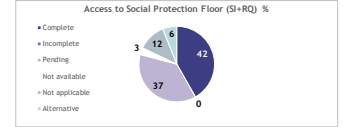
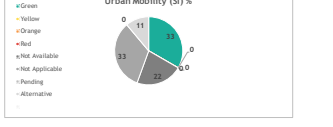


Urban Mobility

State	Urban %	Rural %	Total %
System	7	7	7
Manager	7	7	7
Not Available	0	0	0
Pending	0	0	0
Alternative	0	0	0

Urban Mobility

State	Urban %	Rural %	Total %
System	7	7	7
Manager	7	7	7
Not Available	0	0	0
Pending	0	0	0
Alternative	0	0	0

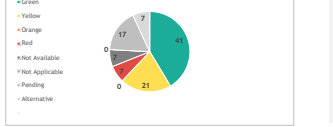


Access to Social Protection Floor

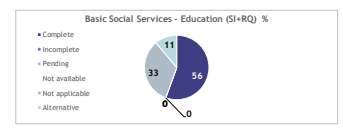
State	Urban %	Rural %	Total %
System	3	3	3
Manager	3	3	3
Not Available	0	0	0
Pending	0	0	0
Alternative	0	0	0

Access to Social Protection Floor

State	Urban %	Rural %	Total %
System	3	3	3
Manager	3	3	3
Not Available	0	0	0
Pending	0	0	0
Alternative	0	0	0



33.6 Estimated number and proportion of unemployed people not benefiting from unemployment benefits
33.7 Estimated number and proportion of people aged 50 to 64 years out of work and excluded
33.8 Access to antiretroviral treatment and hepatitis C treatment
33.9 Coverage of social benefits specific for disabled children
33.10 Coverage of social benefits specific for poor children in schools
33.11 Coverage of social benefits specific for disabled children
33.12 Coverage of social benefits specific for poor children
33.13 Coverage of social benefits specific for poor children
33.14 Coverage of social benefits specific for poor children
33.15 Coverage of social benefits specific for poor children in schools
33.16 Coverage of social benefits for food for the poor children
33.17 Coverage of universal nutrition programmes in schools
33.18 Coverage with Guaranteed Minimum Income (GMI) type of benefit

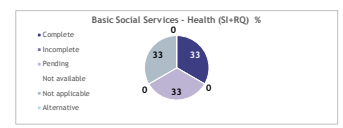
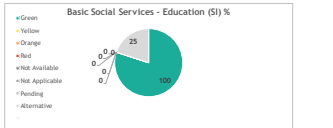


Basic Social Services - Education

State	Urban %	Rural %	Total %
System	11	11	11
Manager	11	11	11
Not Available	0	0	0
Pending	0	0	0
Alternative	0	0	0

Basic Social Services - Education

State	Urban %	Rural %	Total %
System	11	11	11
Manager	11	11	11
Not Available	0	0	0
Pending	0	0	0
Alternative	0	0	0

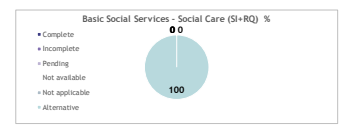
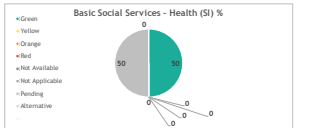


Basic Social Services - Health

State	Urban %	Rural %	Total %
System	0	0	0
Manager	0	0	0
Not Available	0	0	0
Pending	0	0	0
Alternative	0	0	0

Basic Social Services - Health

State	Urban %	Rural %	Total %
System	0	0	0
Manager	0	0	0
Not Available	0	0	0
Pending	0	0	0
Alternative	0	0	0



Basic Social Services - Social Care

State	Urban %	Rural %	Total %
System	0	0	0
Manager	0	0	0
Not Available	0	0	0
Pending	0	0	0
Alternative	0	0	0

Basic Social Services - Social Care

State	Urban %	Rural %	Total %
System	0	0	0
Manager	0	0	0
Not Available	0	0	0
Pending	0	0	0
Alternative	0	0	0

