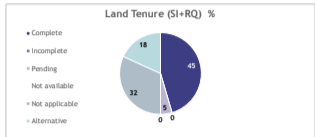
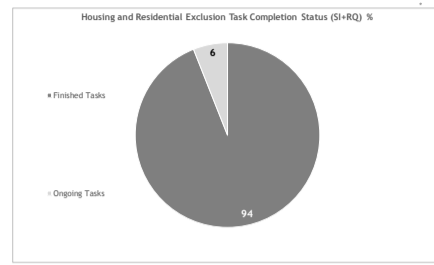
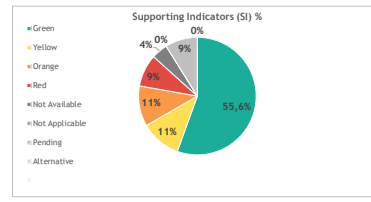


Housing and Residential Exclusion

State	Amount	%
Alabama	10	6
Arizona	1	1
California	1	1
Colorado	1	1
Connecticut	1	1
Delaware	1	1
District of Columbia	1	1
Florida	1	1
Georgia	1	1
Hawaii	1	1
Idaho	1	1
Illinois	1	1
Indiana	1	1
Iowa	1	1
Kansas	1	1
Kentucky	1	1
Louisiana	1	1
Maine	1	1
Maryland	1	1
Massachusetts	1	1
Michigan	1	1
Minnesota	1	1
Mississippi	1	1
Missouri	1	1
Montana	1	1
Nebraska	1	1
Nevada	1	1
New Hampshire	1	1
New Jersey	1	1
New Mexico	1	1
New York	1	1
North Carolina	1	1
North Dakota	1	1
Ohio	1	1
Oklahoma	1	1
Oregon	1	1
Pennsylvania	1	1
Rhode Island	1	1
South Carolina	1	1
South Dakota	1	1
Tennessee	1	1
Texas	1	1
Utah	1	1
Vermont	1	1
Virginia	1	1
Washington	1	1
West Virginia	1	1
Wisconsin	1	1
Wyoming	1	1

Housing and Residential Exclusion

State	Amount	%
Alabama	10	6
Arizona	1	1
California	1	1
Colorado	1	1
Connecticut	1	1
Delaware	1	1
District of Columbia	1	1
Florida	1	1
Georgia	1	1
Hawaii	1	1
Idaho	1	1
Illinois	1	1
Indiana	1	1
Iowa	1	1
Kansas	1	1
Kentucky	1	1
Louisiana	1	1
Maine	1	1
Maryland	1	1
Massachusetts	1	1
Michigan	1	1
Minnesota	1	1
Mississippi	1	1
Missouri	1	1
Montana	1	1
Nebraska	1	1
Nevada	1	1
New Hampshire	1	1
New Jersey	1	1
New Mexico	1	1
New York	1	1
North Carolina	1	1
North Dakota	1	1
Ohio	1	1
Oklahoma	1	1
Oregon	1	1
Pennsylvania	1	1
Rhode Island	1	1
South Carolina	1	1
South Dakota	1	1
Tennessee	1	1
Texas	1	1
Utah	1	1
Vermont	1	1
Virginia	1	1
Washington	1	1
West Virginia	1	1
Wisconsin	1	1
Wyoming	1	1

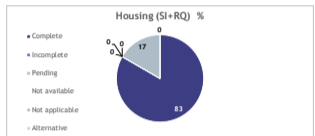
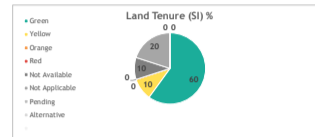


Land Tenure

State	Amount	%
Alabama	1	0
Arizona	1	0
California	1	0
Colorado	1	0
Connecticut	1	0
Delaware	1	0
District of Columbia	1	0
Florida	1	0
Georgia	1	0
Hawaii	1	0
Idaho	1	0
Illinois	1	0
Indiana	1	0
Iowa	1	0
Kansas	1	0
Kentucky	1	0
Louisiana	1	0
Maine	1	0
Maryland	1	0
Massachusetts	1	0
Michigan	1	0
Minnesota	1	0
Mississippi	1	0
Missouri	1	0
Montana	1	0
Nebraska	1	0
Nevada	1	0
New Hampshire	1	0
New Jersey	1	0
New Mexico	1	0
New York	1	0
North Carolina	1	0
North Dakota	1	0
Ohio	1	0
Oklahoma	1	0
Oregon	1	0
Pennsylvania	1	0
Rhode Island	1	0
South Carolina	1	0
South Dakota	1	0
Tennessee	1	0
Texas	1	0
Utah	1	0
Vermont	1	0
Virginia	1	0
Washington	1	0
West Virginia	1	0
Wisconsin	1	0
Wyoming	1	0

Land Tenure

State	Amount	%
Alabama	1	0
Arizona	1	0
California	1	0
Colorado	1	0
Connecticut	1	0
Delaware	1	0
District of Columbia	1	0
Florida	1	0
Georgia	1	0
Hawaii	1	0
Idaho	1	0
Illinois	1	0
Indiana	1	0
Iowa	1	0
Kansas	1	0
Kentucky	1	0
Louisiana	1	0
Maine	1	0
Maryland	1	0
Massachusetts	1	0
Michigan	1	0
Minnesota	1	0
Mississippi	1	0
Missouri	1	0
Montana	1	0
Nebraska	1	0
Nevada	1	0
New Hampshire	1	0
New Jersey	1	0
New Mexico	1	0
New York	1	0
North Carolina	1	0
North Dakota	1	0
Ohio	1	0
Oklahoma	1	0
Oregon	1	0
Pennsylvania	1	0
Rhode Island	1	0
South Carolina	1	0
South Dakota	1	0
Tennessee	1	0
Texas	1	0
Utah	1	0
Vermont	1	0
Virginia	1	0
Washington	1	0
West Virginia	1	0
Wisconsin	1	0
Wyoming	1	0

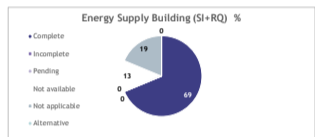
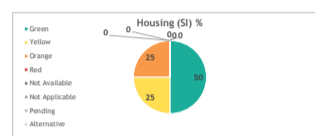


Housing

State	Amount	%
Alabama	1	0
Arizona	1	0
California	1	0
Colorado	1	0
Connecticut	1	0
Delaware	1	0
District of Columbia	1	0
Florida	1	0
Georgia	1	0
Hawaii	1	0
Idaho	1	0
Illinois	1	0
Indiana	1	0
Iowa	1	0
Kansas	1	0
Kentucky	1	0
Louisiana	1	0
Maine	1	0
Maryland	1	0
Massachusetts	1	0
Michigan	1	0
Minnesota	1	0
Mississippi	1	0
Missouri	1	0
Montana	1	0
Nebraska	1	0
Nevada	1	0
New Hampshire	1	0
New Jersey	1	0
New Mexico	1	0
New York	1	0
North Carolina	1	0
North Dakota	1	0
Ohio	1	0
Oklahoma	1	0
Oregon	1	0
Pennsylvania	1	0
Rhode Island	1	0
South Carolina	1	0
South Dakota	1	0
Tennessee	1	0
Texas	1	0
Utah	1	0
Vermont	1	0
Virginia	1	0
Washington	1	0
West Virginia	1	0
Wisconsin	1	0
Wyoming	1	0

Housing

State	Amount	%
Alabama	1	0
Arizona	1	0
California	1	0
Colorado	1	0
Connecticut	1	0
Delaware	1	0
District of Columbia	1	0
Florida	1	0
Georgia	1	0
Hawaii	1	0
Idaho	1	0
Illinois	1	0
Indiana	1	0
Iowa	1	0
Kansas	1	0
Kentucky	1	0
Louisiana	1	0
Maine	1	0
Maryland	1	0
Massachusetts	1	0
Michigan	1	0
Minnesota	1	0
Mississippi	1	0
Missouri	1	0
Montana	1	0
Nebraska	1	0
Nevada	1	0
New Hampshire	1	0
New Jersey	1	0
New Mexico	1	0
New York	1	0
North Carolina	1	0
North Dakota	1	0
Ohio	1	0
Oklahoma	1	0
Oregon	1	0
Pennsylvania	1	0
Rhode Island	1	0
South Carolina	1	0
South Dakota	1	0
Tennessee	1	0
Texas	1	0
Utah	1	0
Vermont	1	0
Virginia	1	0
Washington	1	0
West Virginia	1	0
Wisconsin	1	0
Wyoming	1	0



Energy Supply Building

State	Amount	%
Alabama	1	0
Arizona	1	0
California	1	0
Colorado	1	0
Connecticut	1	0
Delaware	1	0
District of Columbia	1	0
Florida	1	0
Georgia	1	0
Hawaii	1	0
Idaho	1	0
Illinois	1	0
Indiana	1	0
Iowa	1	0
Kansas	1	0
Kentucky	1	0
Louisiana	1	0
Maine	1	0
Maryland	1	0
Massachusetts	1	0
Michigan	1	0
Minnesota	1	0
Mississippi	1	0
Missouri	1	0
Montana	1	0
Nebraska	1	0
Nevada	1	0
New Hampshire	1	0
New Jersey	1	0
New Mexico	1	0
New York	1	0
North Carolina	1	0
North Dakota	1	0
Ohio	1	0
Oklahoma	1	0
Oregon	1	0
Pennsylvania	1	0
Rhode Island	1	0
South Carolina	1	0
South Dakota	1	0</